



RB751LP-40

DFN 1.0X0.6-2L Plastic-Encapsulate Schottky Barrier Diode

FEATURES

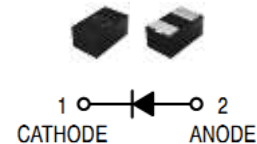
- Ultra Small power mold type. (DFN1006)
- Low I_R
- High reliability
- Low current rectification

MECHANICAL DATA

- Case: DFN1006-2
- Case Material: Molded Plastic, "Green" Molding Compound. UL Flammability Classification Rating 94V-0
- Moisture Sensitivity: Level 1 per J-STD-020
- Terminal Connections: Cathode Dot
- Terminals: Finish - NiPdAu annealed over Copper leadframe. Solderable per MIL-STD-202, Method 208
- Weight: 0.001 grams (approximate)

MARKETS

- Mobile Handsets
- MP3 Players
- Digital Camera and Camcorders
- Notebook PCs & PDAs
- GPS



Notes:

1. No purposely added lead. Fully EU Directive 2002/95/EC (RoHS) & 2011/65/EU (RoHS 2) compliant.
2. See <http://www.goodark.com> for more information about Good-Ark's definitions of Halogen and Antimony-free, "Green" and Lead-free.
3. For packaging details, go to our website at <http://www.goodark.com>.

Absolute Maximum Ratings ($T_a=25^\circ\text{C}$ unless otherwise specified)

Symbol	Parameter	Value	Unit
V_{RM}	Reverse Voltage (repetitive peak)	40	V
V_R	Reverse Voltage (DC)	30	V
I_O	Average Rectified Forward Current	30	mA
I_{FSM}	Forward Current Surge Peak (60Hz/1cyc)	200	mA
T_J	Junction Temperature	150	$^\circ\text{C}$
T_{STG}	Storage Temperature	-40 to +150	$^\circ\text{C}$

Electrical Characteristics ($T_a=25^\circ\text{C}$ unless otherwise specified)

Parameter	Symbol	Test conditions	Min	Typ	Max	Unit
Forward Voltage	V_F	$I_F = 1\text{mA}$	-	-	0.37	V
Reverse Leakage Current	I_R	$V_R = 30\text{V}$			0.5	μA
Capacitance between terminals	C_t	$V_R=1\text{V}, f=1\text{MHz}$		2		pF

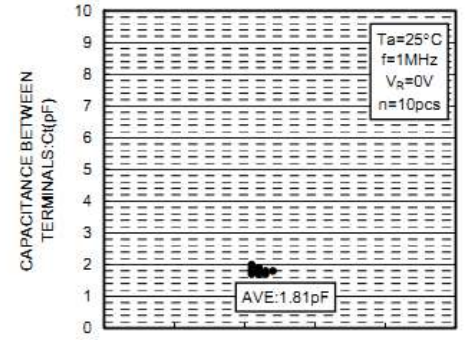
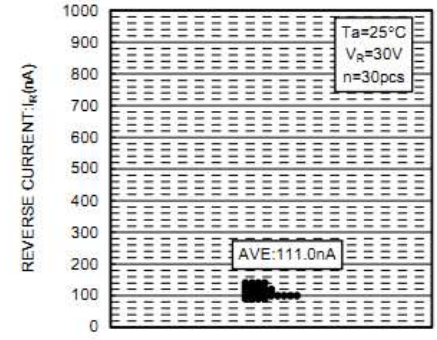
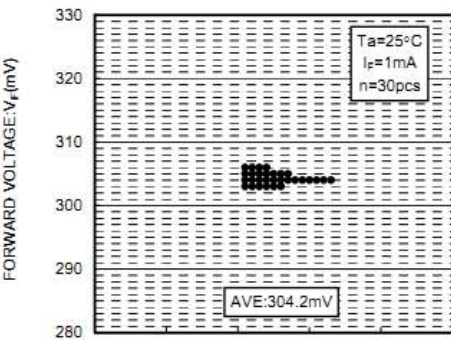
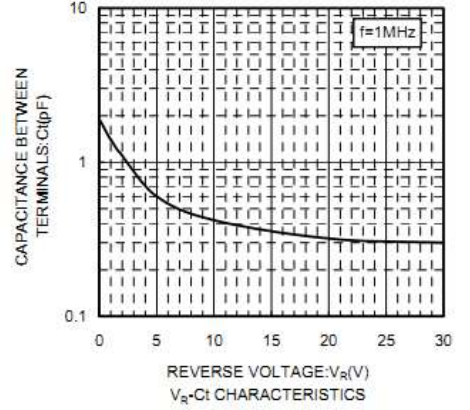
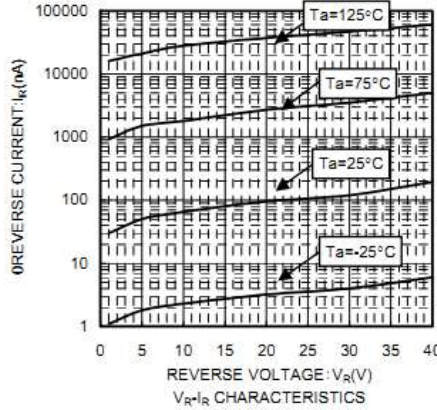
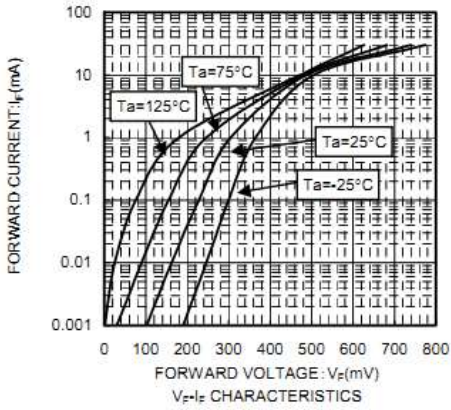




RB751LP-40

DFN 1.0X0.6-2L Plastic-Encapsulate Schottky Barrier Diode

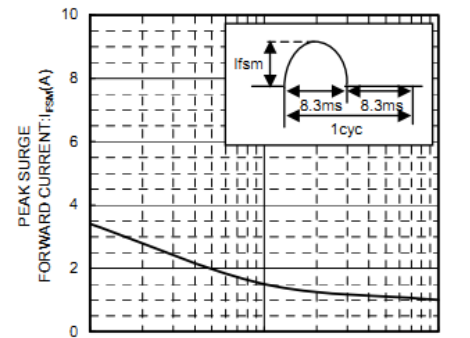
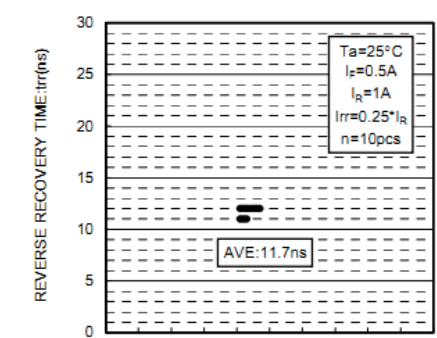
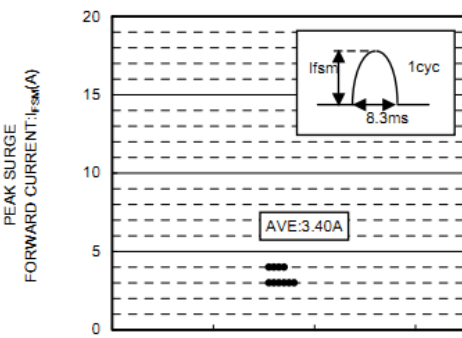
Electrical characteristic curves (Ta=25°C unless otherwise specified)



V_F DISPERSION MAP

I_R DISPERSION MAP

C_t DISPERSION MAP



I_{FSM} DISPERSION MAP

t_{rr} DISPERSION MAP

I_{FSM} -CYCLE CHARACTERISTICS

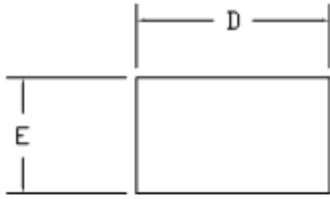




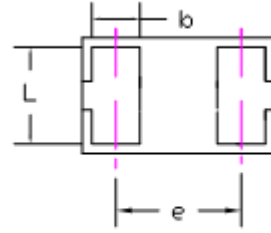
RB751LP-40

DFN 1.0X0.6-2L Plastic-Encapsulate Schottky Barrier Diode

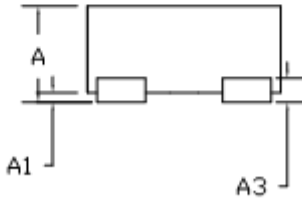
DFN 1.0X0.6-2L Package Outline Dimensions



TOP VIEW



BOTTOM VIEW

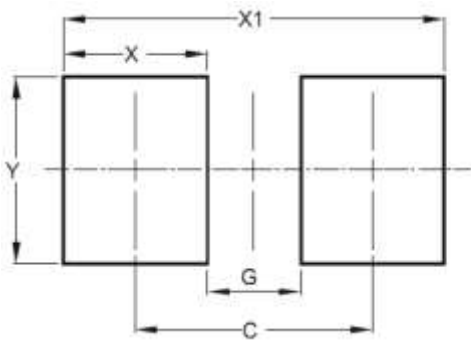


SIDE VIEW

COMMON DIMENSIONS(MM)			
PKG. REF.	X1-EXTREME THIN		
	MIN.	NOM.	MAX.
A	>0.4	-	0.50
A1	0.00	-	0.05
A3	0.125REF.		
D	0.95	1.00	1.05
E	0.55	0.60	0.65
b	0.20	0.25	0.30
L	0.45	0.50	0.55
	-	-	-
	-	-	-
e	0.65 BSC		

Lead finish: NiPdAu

DFN 1.0X0.6-2L Suggested Pad Layout



Dimensions	Value (in mm)
C	0.70
G	0.30
X	0.40
X1	1.10
Y	0.70

